






DREAMSPACE TINY HOMES

Creating your Dream Space

439 West Bank Road
Edgumbe

027-952-3555 

dreamspacetinyhomes@gmail.com 

www.dreamspacetinyhomes.com 

Tiny House Getting Started Guide

Name: _____

Phone: _____

Email: _____

This form is designed to lead you through the basics of what we need to know to build your dream tiny home. It just a starting point so don't worry if you don't know the answer to something. The more you can tell us the better for when we meet with you. Tick all that apply and don't be afraid to leave a blank or write in more information in the spaces provided. Our business is focused on sustainability, eco-friendly principles so there will possibly be a bias towards options that consider these principles. Recommended choices are highlighted in **BOLD** type.

In 50 words or less, explain what you want your Tiny House to be:

Tell us about you and your family, including height of the tallest person, number of people, if there are any kids, special needs or requirements, etc:

Location: How do you plan on using your Tiny House? Where do you plan on putting it?

Always on the road ☐

Moving it occasionally ☐

One long-term location ☐


Additional Notes:





DREAMSPACE TINY HOMES

Creating your Dream Space

439 West Bank Road
Edgecumbe

027-952-3555 

dreamspacetinyhomes@gmail.com 

www.dreamspacetinyhomes.com 

Site details and services: If you have a site (or potential site) already, tell us some details.

Off-grid power system ☐

Electrical Connection Available ☐

Existing water connection ☐

No water (collection and tank) ☐

Well connection ☐

Septic field connection ☐

No sewer/septic tank (tank) ☐

Town sewerage connection ☐

Hot climate ☐

Cold climate ☐

Rainy climate ☐

Additional Notes:

Other things to think about:

Salvage materials used ☐

Green/Non-toxic build ☐

I'm keen to be involved in the building of my tiny house ☐

I'm open to having my tiny house featured in a workshop build ☐

Additional Notes:

What size of tiny house are you considering?

Length:

Width:

Height:

Tell us about what style trailer?

Standard trailer ☐

Removable trailer ☐

No trailer – (on skids) ☐

Additional Notes:



DREAMSPACE TINY HOMES

Creating your Dream Space

439 West Bank Road
Edgumbe

027-952-3555

dreamspacetinyhomes@gmail.com

www.dreamspacetinyhomes.com

Give 5 words to describe the *exterior* of your tiny house:

Framing material: What do you want the bones of your building to be made from?

Timber

☐

Steel

☐

No preference

☐

Additional Notes:

Windows: How many windows / how much light do you want? (eg. cosy vs bright):

New Windows

☐

Used/ Recycled

☐

Single Glazed

☐

Double Glazed

☐

Natural wood windows

☐

Aluminium windows

☐

Vinyl (upvc)
windows

☐

Cozy

☐

Bright

☐

Additional Notes:

Exterior door(s): The door is an important choice, including how many:

1x door

☐

2 x doors

☐

Ranch sliders (glass)

☐

Standard swing door

☐

Vinyl (upvc) door

☐

Natural wood door

☐

Metal skinned door

☐



DREAMSPACE TINY HOMES

Creating your Dream Space

439 West Bank Road
Edgumbe

027-952-3555

dreamspacetinyhomes@gmail.com

www.dreamspacetinyhomes.com

Additional Notes:

Exterior cladding: Your cladding is the face you show to the world. You can even mix and match!

Natural wood
(Tongue & Groove,
Ship-lap, Shingle,
Board and batten)

☐

Corrugated steel (many
colours available)

☐

Mixed styles

☐

PVC Weatherboard

☐

Hardi-plank

☐

Additional Notes:

Roof style: A big part of the character of your house, the roof also affects your interior options

Curved roof

☐

Flat roof (required for rooftop
patios)

☐

Gabled (peaked roof)

☐

Shed roof (single pitch)

☐

Additional Notes:

Roof material: Some materials are dictated by the style of roof, but there are many options

Steel Tray

☐

Steel Corrugated

☐

Cedar/ Asphalt Shingle

☐

Steel Trapezoidal

☐

Rubber Membrane for
Flat Roof

☐

Additional Notes:



DREAMSPACE TINY HOMES

Creating your Dream Space

439 West Bank Road
Edgumbe

027-952-3555

dreamspacetinyhomes@gmail.com

www.dreamspacetinyhomes.com

Building insulation: Your climate can affect the recommended insulation option for your house. It is also possible to mix types, such as polystyrene floor, wool wall and ceiling

Wool (natural)

☐

Fiberglass

☐

Rockwool

☐

Additional Notes:

Exterior add-ons: Personalise your tiny home with extra character and living space

Rooftop deck

☐

Deck (fixed or folding)

☐

Awning

☐

Exterior shower

☐

BBQ hookup

☐

Additional Notes:

Give 5 words to describe the *interior* of your tiny house:

Space use: What will you be using your open space / living area for?

Living room

☐

Office space

☐

Extra sleeping area

☐

Additional Notes:



DREAMSPACE TINY HOMES

Creating your Dream Space

439 West Bank Road
Edgumbe

027-952-3555

dreamspacetinyhomes@gmail.com

www.dreamspacetinyhomes.com

Loft(s): Love them or hate them, you've got to admit they're useful! Do you want one? Two? None?

Two lofts (sleep x2
or storage) ☐

Sleeping loft only ☐

No loft ☐

Additional Notes:

Heating and cooling: Can depend on climate. For a well-sealed and/or well-insulated homes we also recommend a Heat Recovery Ventilator (fresh air system).

Wood stove ☐

Gas (caravan) furnace ☐

Mini-split Heat pump
system (Heat and AC) ☐

Electric heat ☐

HRV (Fresh air system)
Add-on ☐

Diesel heater ☐

Additional Notes:

Hot water heater: Your options can depend on Electrical / Gas supply and space available

Califont (on-demand) ☐

Electric tankless (requires a
large electrical supply) ☐

Gas tank (caravan style) ☐

Electric tank (small) ☐

Additional Notes:

Electrical wiring system: Most tiny houses use regular residential AC but we can do others for you

Combo (AC/DC) ☐

AC power (house style) ☐

DC power (caravan style) ☐


Keeping EMF away from sleeping
area is important to me ☐





DREAMSPACE TINY HOMES

Creating your Dream Space

439 West Bank Road
Edgumbe

027-952-3555 

dreamspacetinyhomes@gmail.com 

www.dreamspacetinyhomes.com 

Additional Notes:

Extras and add-ons: Most tiny houses use regular residential AC but we can do others for you

Home automation

☐

Lighting control

☐

Network wiring

☐

Wired for sound

☐

Additional Notes:

Please include any other requirements or notes on your design: (eg. storage, staircase or ladder, toilet, appliances, sustainable and eco friendly materials, info about location and contour of land, etc.)

Tiny House Design Layout Worksheet

Using the attached layout worksheet design the two layers of your tiny house. You'll find cut-outs for various appliances, furnishing and equipment you'll need to have in your home.

Once this and the Layout Worksheet are completed send them back to us so we can create an estimate for you and get started on your new tiny home!